





GROM
AUDIO


INSTALLATION REFERENCE For BMW vehicles w ith MOST at CD Changer connector
• APPLIES TO: GROM-MST3P/MST4 for BMW MOST CD changer connector (trunk Install)
Factory CD changer Connector in BMW is the same as the GROM connector.
One wire must be Re-PIN in order to work with GROM unit




1. Here is the factory CD changer plug




2. Release tab here, remove 4-pin plug




3. Factory 4-Pin connector removed




4. Press release tab to remove Pin 2



5. Pin 2 is now Freed (Pin 2 is Ground)



6. Now we will insert it into Pin 4 Location



7. Connector with Pin 2 moved to Pin 4



8. GROM all Connected and Ready to Rock!

